

# Election Key







## DIRECTIONS:

The Nominating Committee has provided biographical data for each candidate.

Please note that opportunity will be given for voting members to make additional nominations from the floor. Ten (10) voting members' signatures along with biographical data will need to be provided for each additional nomination.

Each election has a number and each candidate a letter. These correspond to a ballot which will be distributed at the time of voting. The ballot sheet will record your mark when you fill in a circle with your number 2 assembly pencil. To vote for a candidate, find the correct number election, then select the letter which corresponds to the person for whom you wish to vote.

## IMPORTANT DIRECTIONS FOR MARKING THE BALLOT

<ul style="list-style-type: none"><li>• Use a No. 2 pencil</li><li>• Do <i>not</i> use ink or ballpoint pens</li><li>• Make dark marks that fill the circle completely</li><li>• Erase clearly any mark you change</li><li>• Make no stray marks on the form</li></ul>	
Correct mark	Incorrect marks
	    

The use of Augustana College's electronic scanner on the ballots and a computer spreadsheet to print election results, promises to speed our work together during the assembly.